



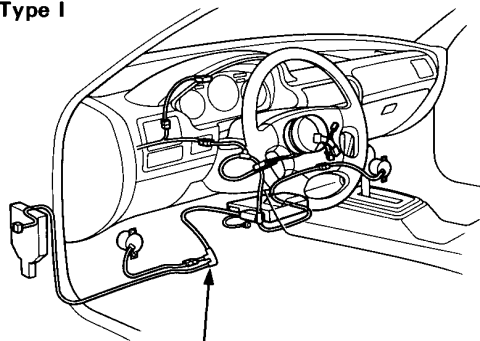
Cruise Control

Component Location Index (With SRS)

CAUTION:

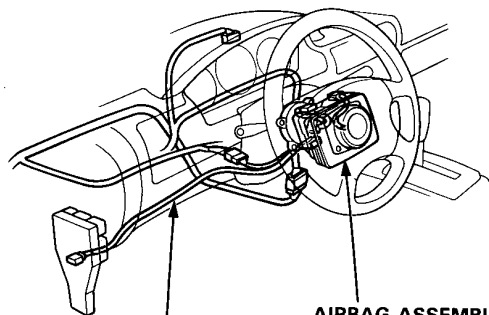
- All SRS electrical wiring harnesses are covered with yellow outer insulation.
- Replace the entire affected SRS harness assembly if it has an open circuit or damaged wiring.
- SRS Type I only: Before disconnecting the SRS wire harness, install the short connector on the airbag (see page 16-105).
- SRS Type II only: Before disconnecting the SRS wiring harness, turn the ignition switch off, disconnect the negative and positive battery cables, and wait at least three minutes.

SRS Type I



SRS MAIN HARNESS

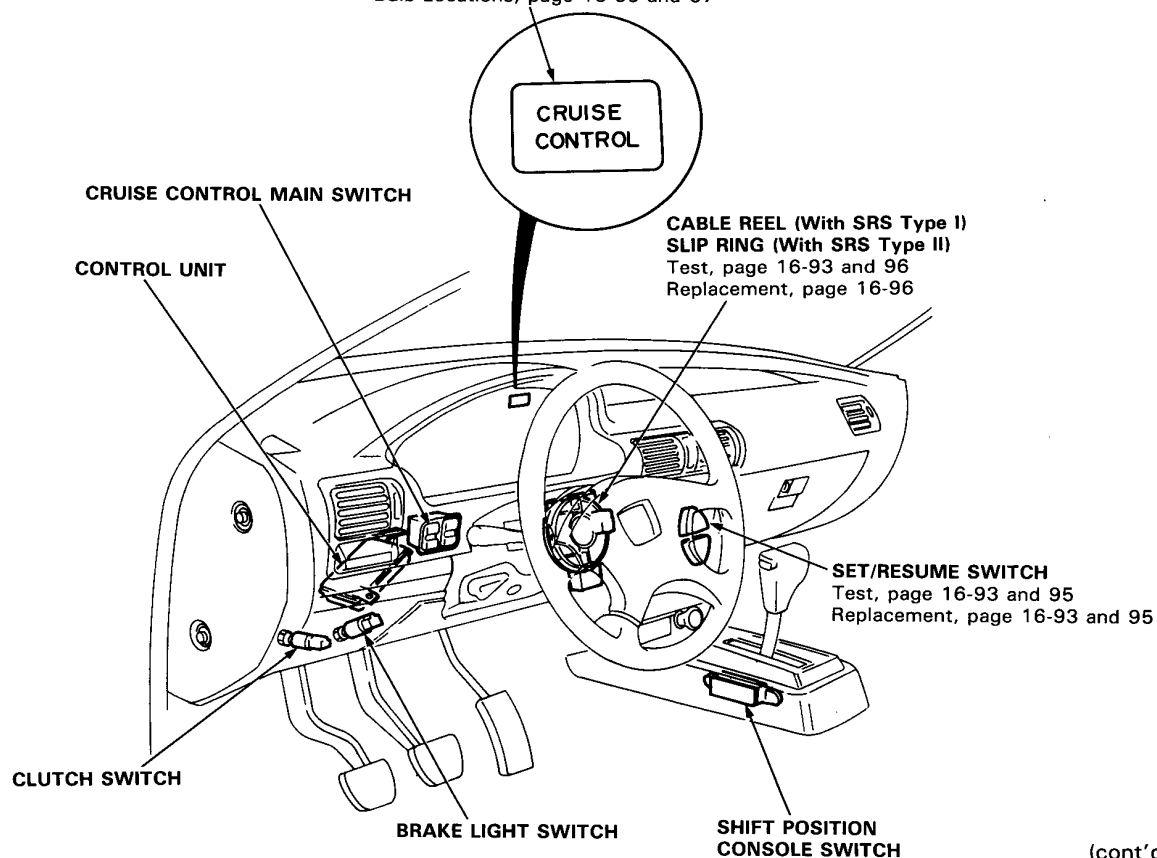
SRS Type II



SRS MAIN HARNESS

AIRBAG ASSEMBLY

INDICATOR LIGHT and
DIMMING CIRCUIT
(in the gauge assembly)
Bulb Locations, page 16-66 and 67



(cont'd)

Cruise Control

Component Location Index (With SRS) (cont'd)

